

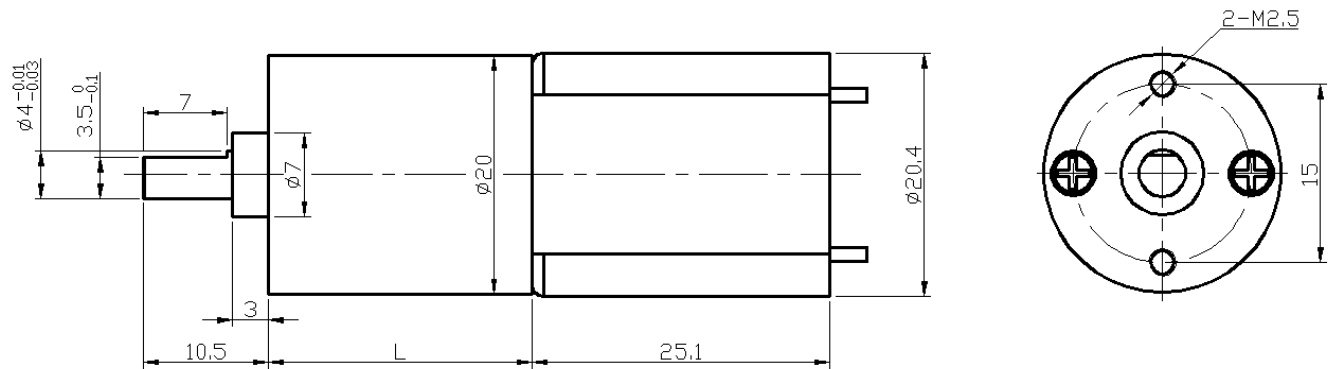
WL-20RS130 DC SPUR GEAR MOTOR

基本电压/Main voltage : 3VDC、6VDC、12VDC

典型应用/Typical applications :

仪器仪表、电动工具、自动门锁、医疗器械、
安防监控、汽车车锁

Instrument, Electric tool, Automatic door-lock,
Medical equipment, Security monitorin, Car lock



Gearbox Data :

Number of stages	4	5	6	7	8
Reduction ratio	18、23	35、44、55	67、84 105、132	161、202 252、316	386、484 606、758
Gearbox length "L"mm	16.2	17.7	19.2	20.7	22.2
Breaking torque(kgf.cm)	2	4	6	8	8
Gearbox efficiency	65%	59%	53%	48%	43%

Driving Motor Data :

Motor model	Rated Volt.	No load		Load				Stall	
		Current	Speed	Current	Speed	Torque	Output power	Torque	Current
	V	mA	r/min	mA	r/min	gf.cm	W	gf.cm	mA
WL-130-006-6000	6	≤ 90	6000	≤ 280	5400	10	0.6	≥ 40	≥ 500
WL-130-006-9000	6	≤ 120	9000	≤ 430	7000	15	1.1	≥ 60	≥ 1200
WL-130-012-6000	12	≤ 45	6000	≤ 140	5400	10	0.6	≥ 40	≥ 250
WL-130-012-9000	12	≤ 60	9000	≤ 200	7000	15	1.1	≥ 60	≥ 600

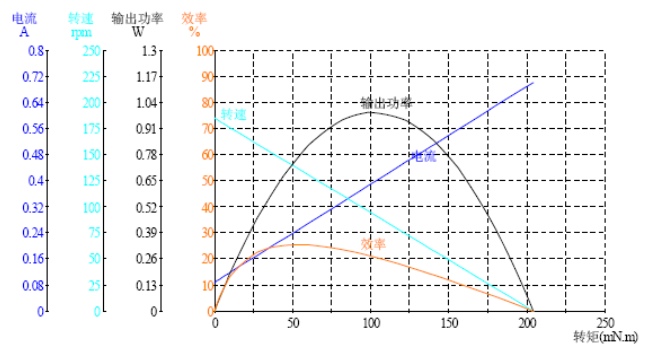
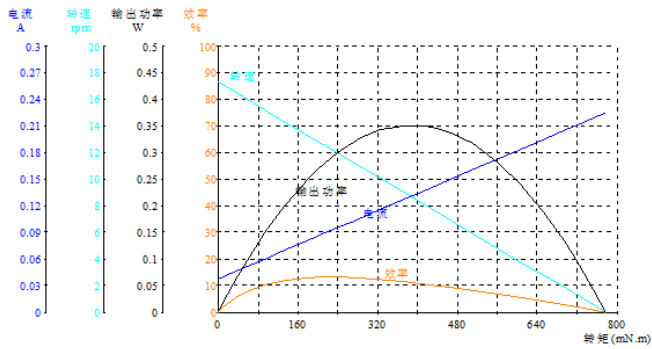
Geared Motor Samples Data :

电机型号 Motor model	额定电压 Rated Volt.	空载/No load		负载/Load				堵转/Stall	
		电流 Current	转速 Speed	电流 Current	转速 Speed	扭矩 Torque	输出功率 Output power	扭矩 Torque	电流 Current
	V	A	r/min	A	r/min	kgf.cm	W	kgf.cm	A
WL-20RS1300248800-484K	24	0.04	17.3	0.10	11.8	2.5	0.31	7.9	0.23
WL-20RS1300066000-386K	6	0.07	14.1	0.23	10.5	2.4	0.26	8.8	0.67
WL-20RS1300129000-31K	12	0.11	263.6	0.28	184.8	0.38	0.72	1.2	0.70
WL-20RS1300129000-46K	12	0.09	185.1	0.26	134.3	0.57	0.79	2.1	0.70
WL-20RS1300129000-71K	12	0.05	128.3	0.21	99.8	0.76	0.78	3.4	0.77

Curve Chart :

Model: WL-20RS1300248800-484K

Model: DS-20RS1300129000-46K



Remark:

**Gear Motor Torque=Driving motor torque*Reduction ratio*Gearbox efficiency;
Gear Motor Speed=Driving motor speed/Reduction ratio**

**Motor detailed config can be customized according to customer's requests,
like voltage,speed,as well as shaft length and shape...**

Welcome OEM or OWL projects