

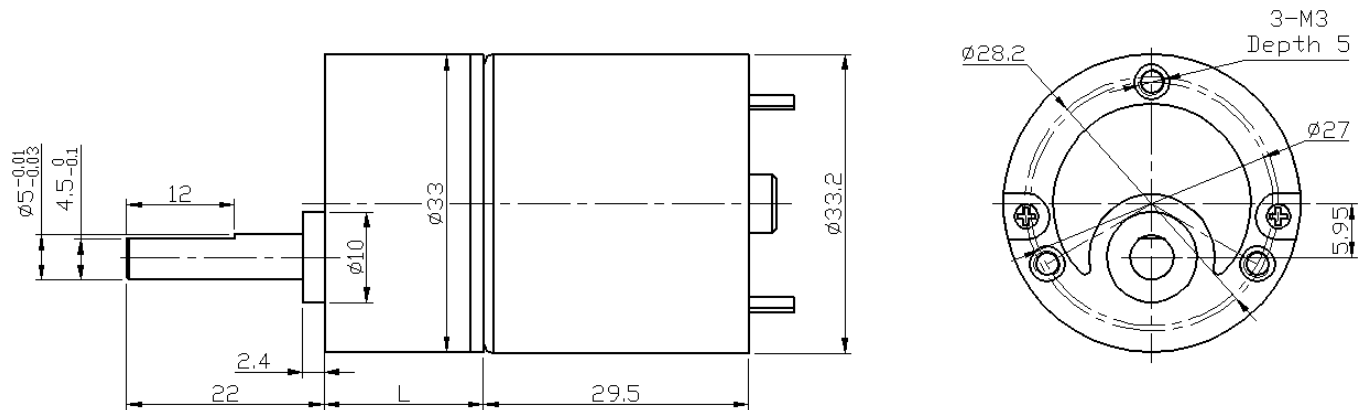
WL-33RS528 DC SPUR GEAR MOTOR

基本电压/Main voltage : 6VDC、12VDC、24VDC

典型应用/Typical applications :

仪器仪表、电动工具、咖啡机、自动售卖机、按摩器、游戏机、
推窗器、自动化设备

Instrument, Electric tools, Coffee machine,
Vending machine, Massager, Game machine,
Electric window opener, Automation equipment



Gearbox Data :

Number of stages	3	4	5	6	7
Reduction ratio	20	50	125	312.5	781
Gearbox length "L"mm	17.7	19.9	22.2	24.4	26.75
Breaking torque(kgf.cm)	10	15	20	24	24
Gearbox efficiency	73%	65%	59%	53%	48%

Driving Motor Data :

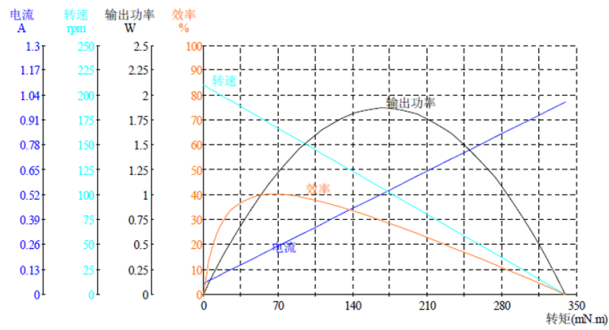
Motor model	Rated Volt.	No load		Load				Stall	
		Current	Speed	Current	Speed	Torque	Output power	Torque	Current
	V	mA	r/min	mA	r/min	gf.cm	W	gf.cm	mA
WL-528-012-3000	12	≤40	3000	≤180	2200	40	0.9	≥160	≥720
WL-528-012-4500	12	≤60	4500	≤350	3300	60	2.0	≥210	≥1400
WL-528-012-6000	12	≤70	6000	≤720	4500	80	3.7	≥300	≥2800
WL-528-024-3000	24	≤15	3000	≤80	2200	40	0.9	≥140	≥320
WL-528-024-4500	24	≤25	4500	≤180	3300	60	2.0	≥210	≥730
WL-528-024-6000	24	≤45	6000	≤360	4500	80	3.7	≥300	≥1400

Geared Motor Samples Data :

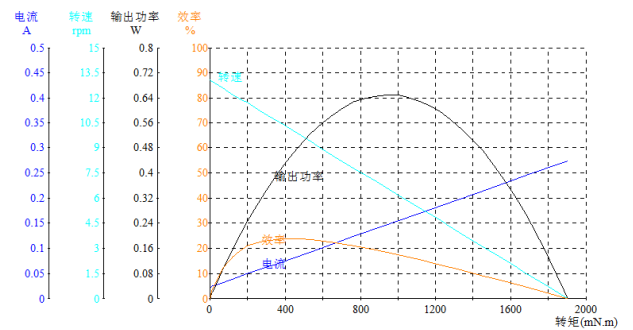
电机型号 Motor model	额定电压	空载/No load		负载/Load				堵转/Stall	
	Rated Volt.	电流 Current	转速 Speed	电流 Current	转速 Speed	扭矩 Torque	输出功率 Output power	扭矩 Torque	电流 Current
	V	A	r/min	A	r/min	kgf.cm	W	kgf.cm	A
WL-33RS5280124500-20K	12.0	0.06	210.2	0.22	173.2	0.6	1.09	3.0	1.01
WL-33RS5280244000-312.5K	24.0	0.03	13.1	0.08	9.9	4.7	0.48	19.0	0.27

Curve Chart :

Model: WL-33RS5280124500-20K



Model: WL-33RS5280244000-312.5K



Remark:

**Gear Motor Torque=Driving motor torque*Reduction ratio*Gearbox efficiency;
Gear Motor Speed=Driving motor speed/Reduction ratio**

**Motor detailed config can be customized according to customer's requests,
like voltage,speed,as well as shaft length and shape...**

Welcome OEM or OWL projects