

WL-37RS385 DC SPUR GEAR MOTOR

基本电压/Main voltage : 12VDC、24VDC

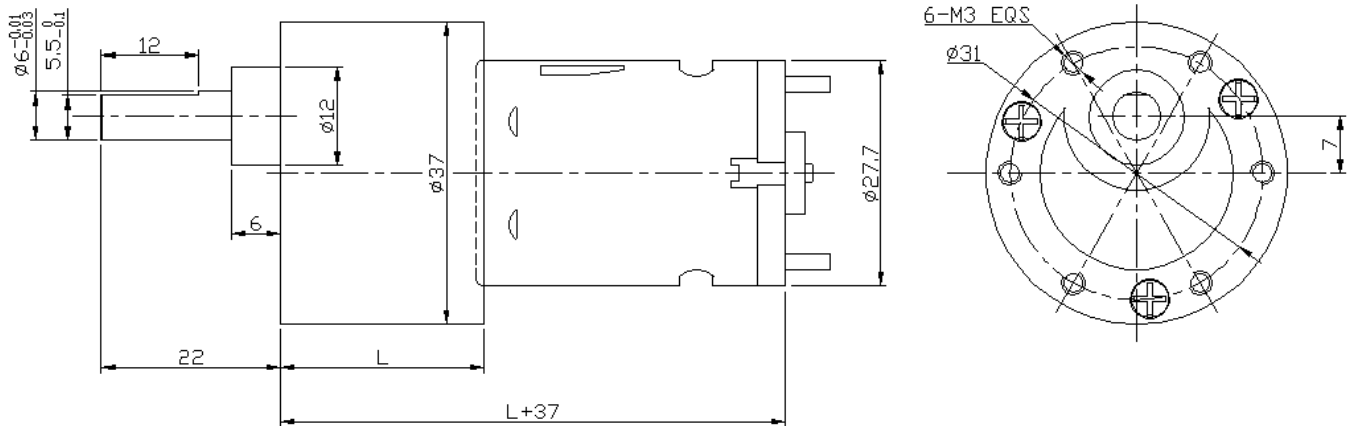
典型应用/Typical applications :

仪器仪表、电动工具、咖啡机、自动售卖机、按摩器、游戏机、
推窗器、自动化设备

Instrument, Electric tools, Coffee machine,

Vending machine, Massager, Game machine,

Electric window opener, Automation equipment



Gearbox Data :

Number of stages	2	3	4	5	6	7
Reduction ratio	6.8、10	20、30	61、90	122、184、270	311、414、534 552、810	1243、1656 2430
Gearbox length "L"mm	19	22.5	25	27.5	30	31.5
Breaking torque(kgf.cm)	8	10	30	30	40	40
Gearbox efficiency	81%	73%	65%	59%	53%	48%

Driving Motor Data :

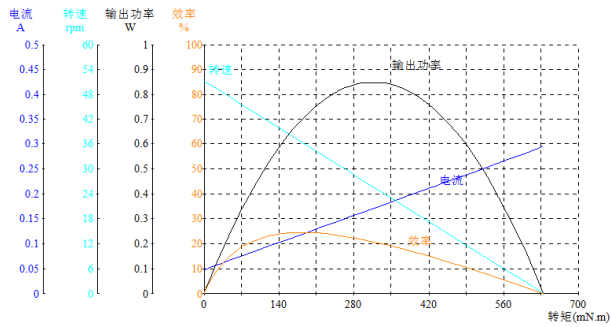
Motor model	Rated Volt.	No load		Load				Stall	
		Current	Speed	Current	Speed	Torque	Output power	Torque	Current
	V	mA	r/min	mA	r/min	gf.cm	W	gf.cm	mA
WL-385-012-3000	12	≤60	3000	≤150	2200	35	0.8	≥110	≥360
WL-385-012-4500	12	≤70	4500	≤300	3300	55	1.9	≥210	≥960
WL-385-012-6000	12	≤100	6000	≤600	4500	80	3.7	≥280	≥1600
WL-385-024-3000	24	≤28	3000	≤70	2200	35	0.8	≥110	≥160
WL-385-024-4500	24	≤50	4500	≤150	3300	55	1.9	≥180	≥380
WL-385-024-6000	24	≤70	6000	≤300	4500	80	3.7	≥250	≥800

Geared Motor Data :

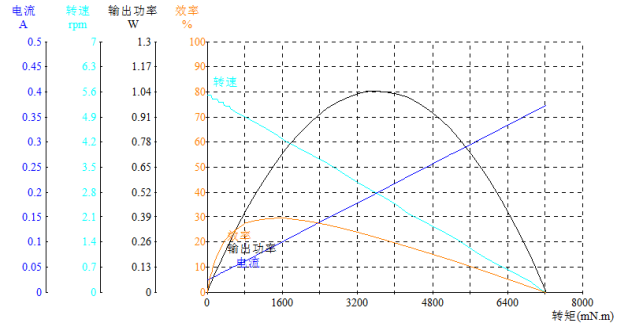
电机型号 Motor model	额定电压	空载/No load		负载/Load				堵转/Stall	
	Rated Volt.	电流 Current	转速 Speed	电流 Current	转速 Speed	扭矩 Torque	输出功率 Output power	扭矩 Torque	电流 Current
	V	A	r/min	A	r/min	kgf.cm	W	kgf.cm	A
WL-37RS3850126000-61K	12.0	0.20	94.8	0.66	70.2	3.2	2.36	12.6	1.96
WL-37RS3850128000-534K	12.0	0.20	14.9	0.71	11.5	21.8	2.57	96.0	2.49
WL-37RS3850243000-61K	24.0	0.05	51.2	0.12	36.3	1.9	0.70	6.5	0.30
WL-37RS3850243000-552K	24.0	0.03	5.5	0.09	4.5	14.0	0.65	73.0	0.37

Curve Chart :

Model: WL-37RS3850243000-61K



Model: WL-37RS3850243000-552K



Remark:

**Gear Motor Torque=Driving motor torque*Reduction ratio*Gearbox efficiency;
Gear Motor Speed=Driving motor speed/Reduction ratio**

**Motor detailed config can be customized according to customer's requests,
like voltage,speed,as well as shaft length and shape...**

Welcome OEM or OWL projects